

Expositor light box sky

Ref. LBSKY



Displays
Iluminados

uso de lâmpadas económicas




estrutura leve e resistente

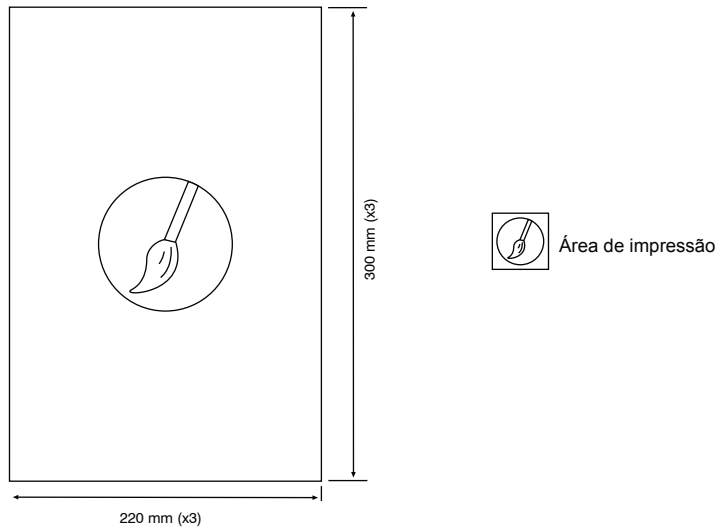


chave para montagem do expositor

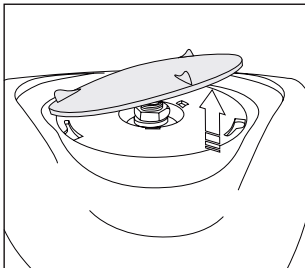
Medida do exposito			Peso	Medida do poster		Referência
(L) larg.	(P) prof.	(A) alt.		lar.	alt.	
250 mm	300 mm	350 mm	1,7 kg	220 mm (x3)	300 mm (x3)	LBSKY



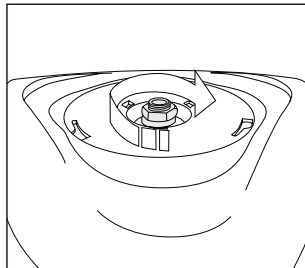
● Medida do poster



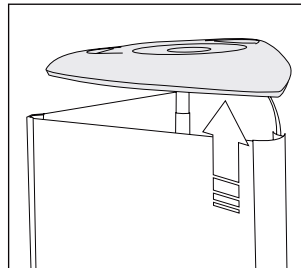
● Montagem de expositor



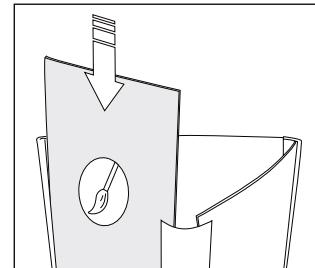
1 Remover a tampa superior



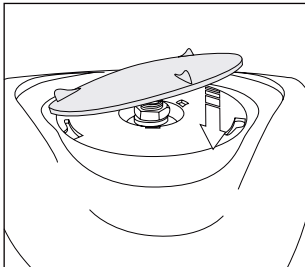
2 Com o auxílio da chave, abrir a estrutura



3 Retirar os painéis/grafismos



4 Aplicar os grafismos nos painéis e voltar a colocá-los no expositor



5 Com o auxílio da chave, fechar a estrutura e colocar a tampa superior

