

Expositor light box tower

Ref. LBTOWER

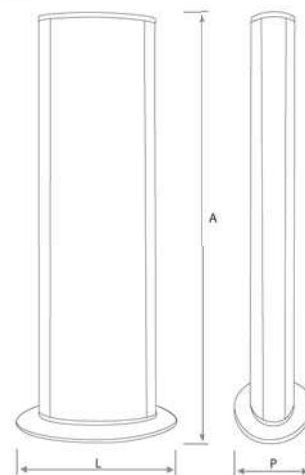


Displays
Iluminados

lâmpada fluorescente no interior



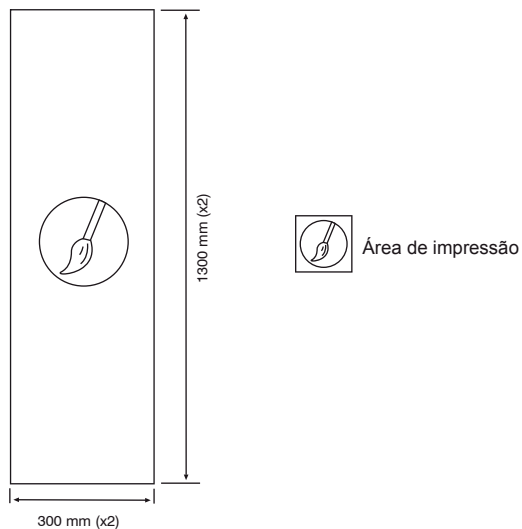
interruptor para ligar/desligar



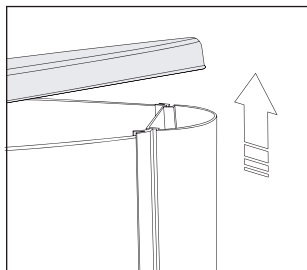
Medida do exposito			Peso	Medida do poster		Referência
(L) larg.	(P) prof.	(A) alt.		larg.	alt.	
550 mm	280 mm	1330 mm	4 kg	300 mm (x2)	1300 mm (x2)	LBTOWER

Instruções de montagem | Expositor light box tower

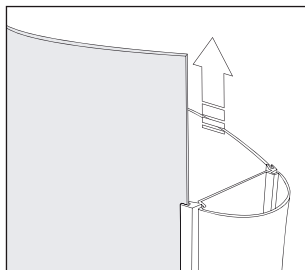
● Medida do poster



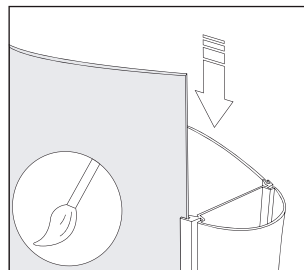
● Montagem de expositor



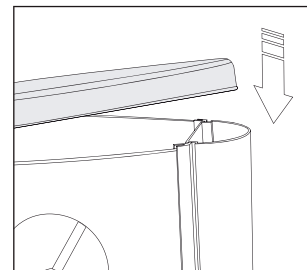
1 Remover a tampa superior



2 Retirar painel/base do grafismo



3 Aplicar grafismo no painel e voltar a colocar no expositor



4 Colocar novamente a tampa superior

