# Outdoor banner water double Y

Refª. OBWDY160060

# Outdoor banner water single Y

Refª. OBWSY160060

Mupi Outdoor Display

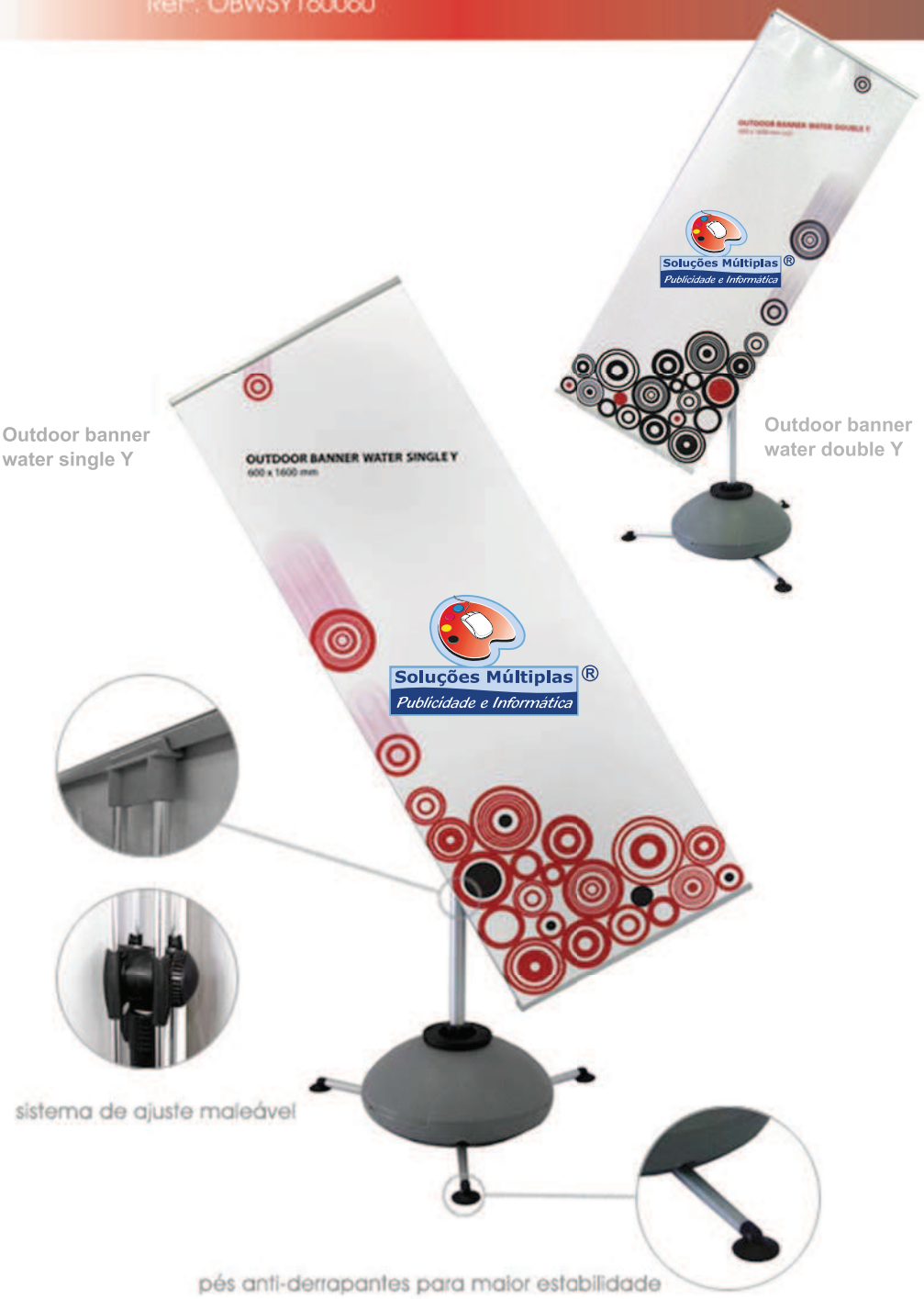


▶ Base comum

▶ Componentes double



▶ Componentes single

**Outdoor banner water double Y**

| Medida do expositor | | | Peso | Medida do poster | | Referência |
|---|---|---|---|---|---|---|
| (L) larg. | (P) prof. | (A) alt. | | larg. | alt. | |
| 750 mm | 750 mm | 2000 mm | 4,6 kg | 600 mm (x2) | 1610 mm (x2) | OBWDY160060 |

**Outdoor banner water single Y**

| Medida do expositor | | | Peso | Medida do poster | | Referência |
|---|---|---|---|---|---|---|
| (L) larg. | (P) prof. | (A) alt. | | larg. | alt. | |
| 750 mm | 750 mm | 2000 mm | 4,2 kg | 600 mm | 1610 mm | OBWSY160060 |

# Instruções de montagem | Outdoor banner water double Y

# Outdoor banner water single Y

## Medida do poster

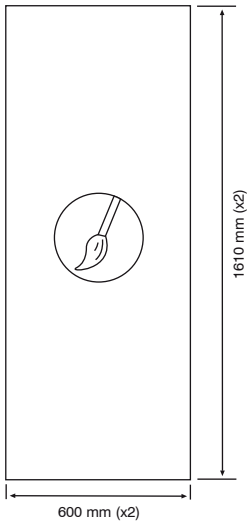


Outdoor Banner Water Double Y

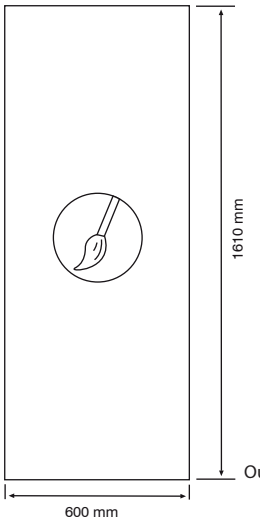


Área de impressão

Outdoor Banner Water Single Y

## Montagem de expositor

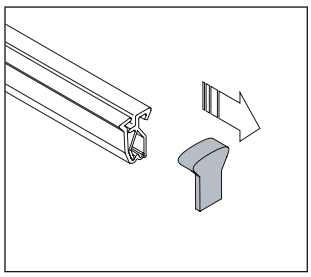

1 Remover topos laterais das barras superior e inferior

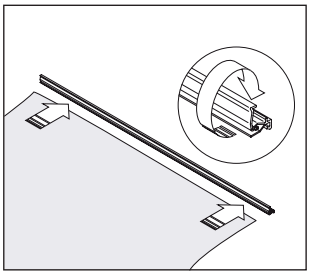

2 Abrir e introduzir o grafismo nas barras superior e inferior

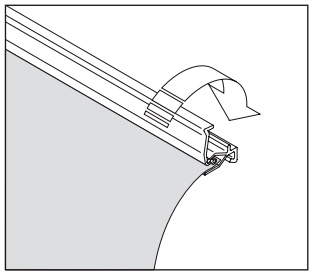

3 Fixar o grasfismo e fechar as barras superior e inferior

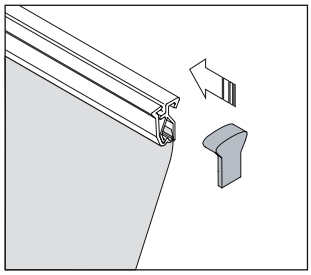

4 Colocar os topos laterais nas barras superior e inferior

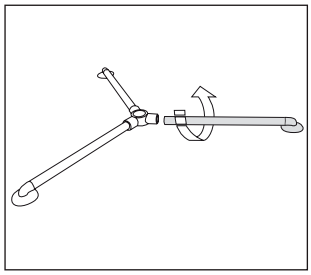

5 Unir pés de apoio

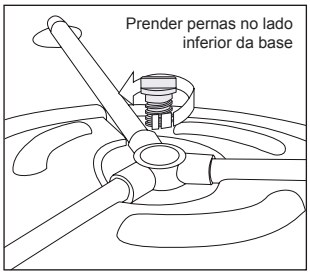


6 Fixar pés de apoio à base de suporte

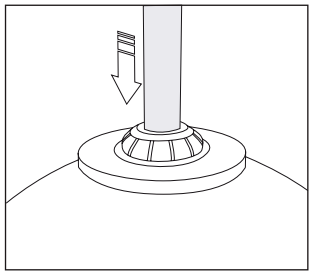

7 Fixar mastro na base de suporte

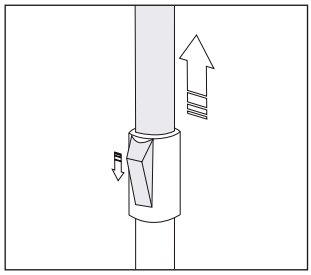

8 Ajustar altura da estrutura

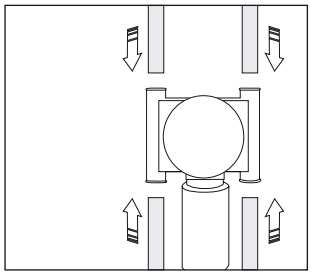

9 Fixar suporte de fixação do grafismo no mastro

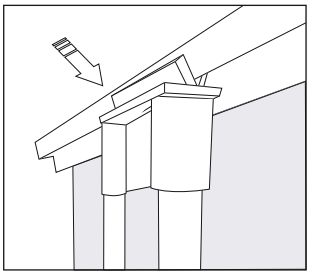

10 Fixar barras superior e inferior nos suportes de fixação de grafismo

Edição: 22-09-2010

Soluções Múltiplas® Publicidade e Informática

Soluções Múltiplas® Informática e Publicidade | Apartado 1056 - 4446-909 Ermesinde - Portugal | Tel. (+351) 229 730 696 | Tlm (+351) 916 985 299 | www.solucoesmultiplas.com