Outdoor banner water double

Ref.: OBWD250200 / OBWD500200

Mupi Outdoor Display



outdoor bannner water double (2)

outdoor bannner water double (1)

	Medida do exposito			Peso	Medida do poster		Referência
	(L) larg.	(P) prof.	(A) alt.		larg.	alt.	
(1)	2520 mm	800 mm	2520 mm	18,8 kg	2500 mm (x2)	2000 mm (x2)	OBWD250200
(2)	5020 mm	800 mm	2520 mm	37,5 kg	5000 mm (x2)	2000 mm (x2)	OBWD500200

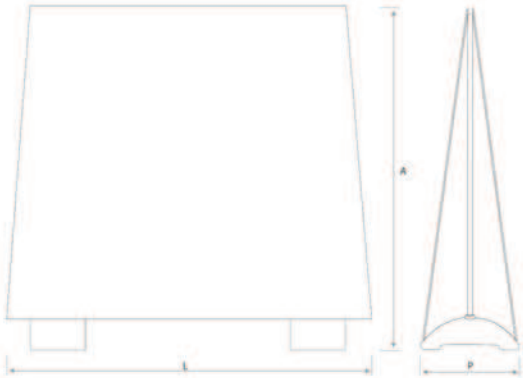

Instruções de montagem | Outdoor banner water double

Medida do poster

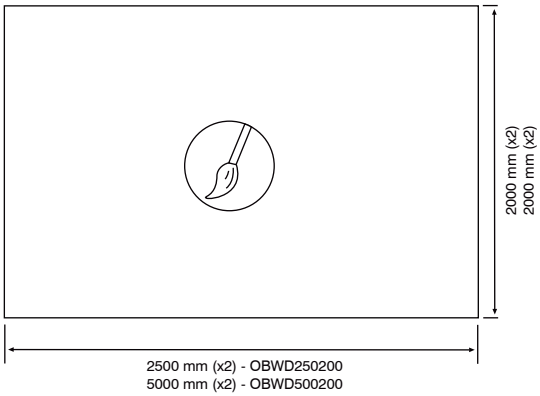

Área de impressão

Montagem de expositor

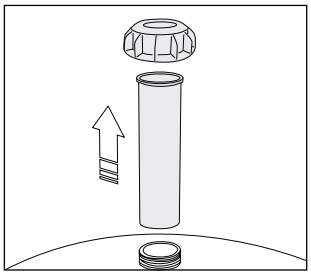

1 Remover bases de apoio dos mastros e encher os depósitos

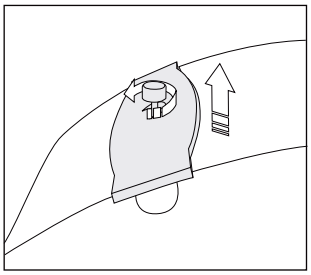

2 Remover tampas de fixação das barras/união das bases

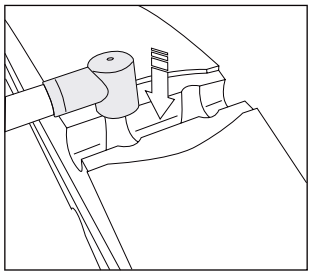

3 Colocar barras/união das bases e voltar a fixar as tampas

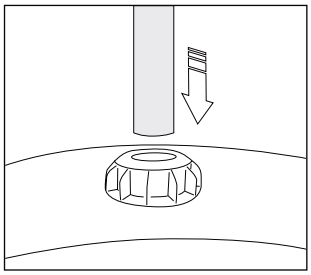

4 Colocar os mastros nas bases

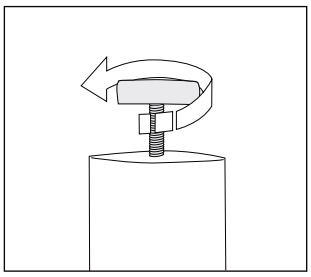

5 Remover parafusos/fixadores da(s) barra(s) superior(es)

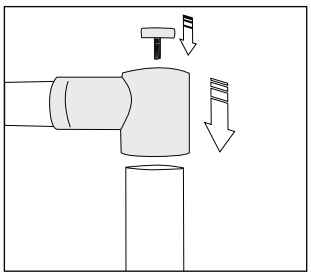

6 Colocar barra(s) superior(es) e voltar a fixar parafusos/fixadores

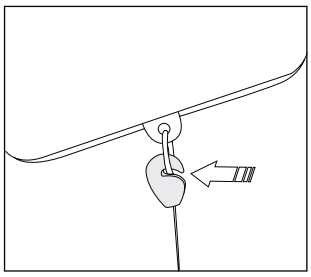

7 Prender os mastros às bases através do cabo de aço e respectivo gancho

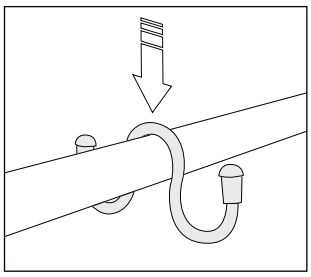

8 Colocar apoios das varas de suporte/superior aos grafismos

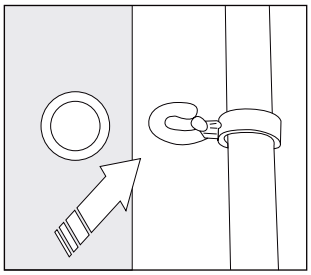

9 Colocar ilhós a ilhós, nas anilhas das barras de suporte/superior

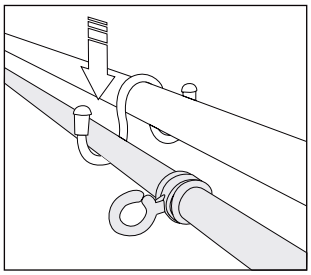

10 Colocar as varas de suporte/ superior nos respectivos apoios

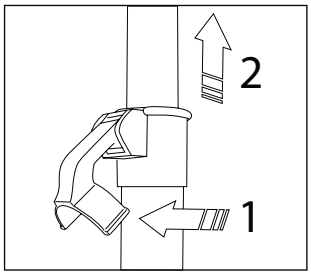

11 Subir os mastros

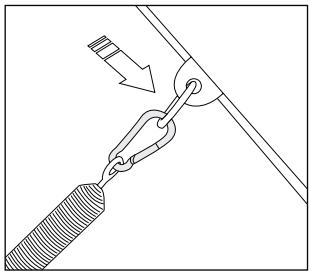

12 Colocar molas de tensionamento nas bases

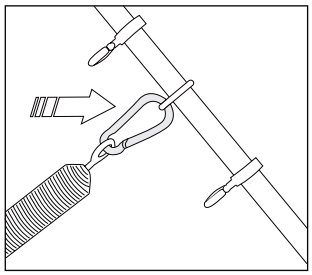

13 Prender molas de tensionamento às barras de suporte/inferior

Edição: 23-09-2010

Soluções Múltiplas®, Informática e Publicidade | Apartado 1052 - 4446-909 Ermesinde - Portugal | Tel. (+351) 229 730 696 | Tlm (+351) 916 985 299 | www.solucoesmultiplas.com